

or *d-trans* acid with *l*-allethrolone plus *l-trans* acid with *d*-allethrolone; the β -*dl-trans* isomer consists of the other pair.

Entomological tests⁵ on house flies indicate the α -*dl-trans* isomer to be less effective and the β -*dl-trans* isomer to be more effective than allethrin.

The pure, crystalline α -*dl-trans* isomer of allethrin should serve as a useful reference standard in Peet-Grady, Campbell turntable, and other insecticide test methods, and for checking chemical analytical methods for substances of the pyrethrin or allethrin type.

(5) By W. A. Gersdorff, N. Mitlin, and J. H. Fales, Bureau of Entomology and Plant Quarantine.

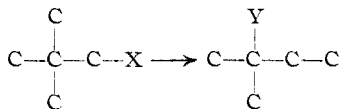
BUREAU OF ENTOMOLOGY AND PLANT QUARANTINE
AGRICULTURAL RESEARCH ADMINISTRATION
U. S. DEPARTMENT OF AGRICULTURE MILTON S. SCHECHTER
BELTSVILLE, MARYLAND F. B. LAForge
BENZOL PRODUCTS CO. A. ZIMMERLI
NEWARK, N. J. J. M. THOMAS

RECEIVED JUNE 19, 1951

NON-REARRANGEMENT REACTIONS OF THE NEOPENTYL-OXYGEN BOND. NEW SYNTHESIS OF NEOPENTYL HALIDES

Sir:

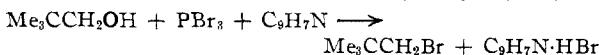
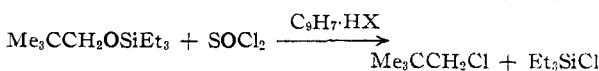
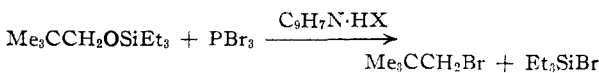
Anionoid substitution reactions of neopentyl compounds have long been known to proceed with rearrangement of the carbon skeleton.¹ Indeed,



these changes are often cited in textbooks as classical simple examples of the Wagner-Meerwein rearrangement.

In a recent elegant series of papers, however, I. Dostrovsky, E. D. Hughes and C. K. Ingold² have demonstrated rearrangement for neopentyl bromide in S_N1 reactions and non-rearrangement in S_N2 reactions. This suggested to us that similar non-rearrangement reactions of the neopentyl-oxygen bond might be isolated by appropriate structural variations in neopentyl alcohol (which did not disturb the neopentyl-oxygen configuration) or by reaction conditions unfavorable to reaction of the alcohol by an S_N1 mechanism.

In this communication we wish to report what we believe to be the first unequivocal examples of reactions of the neopentyl-oxygen bond proceeding without rearrangement.



Triethylneopentoxysilane, b.p. 67° (10 mm.), n_D^{20} 1.4189 (calcd. for $\text{C}_{11}\text{H}_{26}\text{OSi}$: Si, 13.84. Found:

(1) (a) F. C. Whitmore, *THIS JOURNAL*, **54**, 3274 (1932); (b) F. C. Whitmore and H. S. Rothrock, *ibid.*, **54**, 3431 (1932); (c) F. C. Whitmore, E. L. Wittle and B. R. Harriman, *ibid.*, **61**, 1586 (1939).

(2) Hughes and Ingold, *J. Chem. Soc.*, 157 (1946)

Si, 13.78) was prepared by the method of R. O. Sauer³ using neopentyl alcohol, triethylchlorosilane, and quinoline, in a benzene solvent. Pure neopentyl bromide, b. 104° (733 mm.), n_D^{20} 1.4371, d_4^{20} 1.200, lit.^{1c} b.p. 105°, n_D^{20} 1.4370, d_4^{20} 1.199; anilide, m.p. and mixed m.p. 130°; less than 0.5% reaction with NaOEt in EtOH at reflux for four hours; (calcd. for $\text{C}_5\text{H}_{11}\text{Br}$: Br, 52.9. Found: Br, 52.9) was formed in 85% yield by heating 2 moles of triethylneopentoxysilane with four moles of phosphorus tribromide at 173° for 16 hours in the presence of 3 g. of quinoline hydrochloride.⁴

A similar reaction using thionyl chloride and carried out at 115° for 23 hours gave a 61% yield of pure neopentyl chloride, b.p. 83° (725 mm.), n_D^{20} 1.4043, d_4^{20} 0.8659, lit.^{1c} b.p. 83.5° (740 mm.), n_D^{22} 1.4043, d_4^{20} 0.865; completely inert to NaOEt in EtOH; anilide, m.p. and mixed m.p. 130° (calcd. for $\text{C}_5\text{H}_{11}\text{Cl}$: Cl, 33.27. Found: Cl, 32.58).

Neopentyl bromide, b.p. 104.5° (728 mm.), n_D^{20} 1.4370, d_4^{20} 1.200, was also prepared in 47% yield by heating a mixture of neopentyl alcohol (2 moles), quinoline (2.43 moles) and bromobenzene (900 cc.) at 181° for 24 hours.

From the above data it is now clear that use of neopentyl as a critical group in experiments aimed at determining the mechanism of cleavage of a carbon-oxygen bond in a given reaction⁵ (based on the postulate^{1a} that neopentyl-oxygen fission invariably gives rearrangement) are of little absolute value in the elucidation of such mechanisms.

A further consequence of the present work is that neopentyl bromide is now as readily available as other aliphatic bromides from reaction of the alcohol with phosphorus tribromide and quinoline.

The mechanisms and possible extensions of the above reactions are under investigation.

(3) Sauer, *THIS JOURNAL*, **66**, 1707 (1944).

(4) The latter is a necessary catalyst whose broad function probably involves action as a good source of halide ions and in addition includes a labilizing effect on the Si-O-C grouping *via* electrophilic attack by quinolinium ions; cf. W. Gerrard and A. French, *Nature*, **159**, 263 (1947).

(5) Cf. A. Scattergood, W. H. Miller and J. Gammon, *THIS JOURNAL*, **67**, 2150 (1945); N. C. Deno and M. S. Newman, *ibid.*, **72**, 3852 (1950).

THE WHITMORE LABORATORY
THE PENNSYLVANIA STATE
COLLEGE
STATE COLLEGE, PA.

LEO H. SOMMER
HERBERT D. BLANKMAN
PAUL C. MILLER

RECEIVED APRIL 11, 1951

THE NATURE OF THE INTERMEDIATE IN CARBONIUM ION-TYPE INTERCONVERSION REACTIONS OF CYCLOBUTYL, CYCLOPROPYLCARBINYL AND ALLYL CARBINYL DERIVATIVES¹

Sir:

The striking ease of interconversion of cyclobutyl and cyclopropylcarbinyl derivatives in carbonium ion-type reactions² and the abnormally large solvolytic reactivities of cyclobutyl and cyclopropylcarbinyl halides² and sulfonate esters^{3,4} have led to a

(1) Supported by the program of research of the U. S. Atomic Energy Commission.

(2) J. D. Roberts and R. H. Mazur, *THIS JOURNAL*, **73**, 2509 (1951).

(3) J. D. Roberts and V. C. Chambers, *ibid.*, **73**, 3176 (1951).

(4) C. G. Bergstrom and S. Siegel, Abstracts of the 119th Meeting of the American Chemical Society, Boston, Mass., April 4, 1951, p. 33M.